



Hravé listy

Pracovné listy pre deti so špeciálnymi výchovno-vzdelávacími potrebami.
od Pinf Hry o.z.

www.hravelisty.sk

Hravé listy vznikajú vďaka dobrým ľuďom, ktorí svojimi darmi na StartLab.sk umožnili ich vznik. Všetkým za ich podporu **veľmi pekne ďakujeme**.

Sponzori projektu Hravé listy:

Dominik Bača

**Slovenská banská,
spol. s r. o.**



Podporovatelia zo StartLab.sk:

Ali, Jana Dobšovičová Černáková, Kornélia Obžerová, Helena Pomekáčová, Ancipka, Katarína Abelovská, J. Nová, Andrej Kóňa, Katka Gabris, Peter Vanya, Eva kika Dvončová a anonymní podporovatelia.

Autori: Elena Vráblová, Ondrej Vrábel

Konzultácie: Mgr. Marta Štítna

Grafický dizajn: Ondrej Vrábel, Marek Štítny

Ilustrácie: Openclipart, PublicDomainVectors, vlastné ilustrácie

Hravé listy, v.2019.08.04

© 2019 Pinf Hry o.z. Všetky práva vyhradené.

Sobotište 393, 906 05 Sobotište, IČO: 50369776, www.pinfhry.org, zdruzenie@pinfhry.sk

Toto dielo ani žiadnu jeho časť nemožno šíriť bez súhlasu majiteľa práv.

Komerčné využitie tohto vydania nie je dovolené. Pre viac informácií ohľadom komerčného využitia kontaktujte Pinf Hry o.z.

Ak chcete niekomu poslať Hravé listy, prosíme, odkážte ho priamo na **www.hrauelisty.sk**.

Kvôli strate kvality **neodporúčame kopírovanie pracovných listov** – odporúčame ich **opätovné vytlačenie z originálneho PDF súboru** bezplatne dostupného na **www.hrauelisty.sk**.

o Pinf Hrách

Pinf Hry sú didaktická pomôcka, ktorá pomáha deťom s mentálnym postihnutím a špeciálnymi vzdelávacími potrebami naučiť sa písať, čítať, logicky uvažovať, rozoznávať farby, precvičiť si slovnú zásobu, matematiku a ďalšie praktické zručnosti. Balík hier vo viacerých jazykoch ich učí zábavným spôsobom. Tieto jedinečné didaktické hry pomáhajú deťom, pedagógom i rodičom v školách, centrách či domácnostiach.

Pinf Hry sú určené pre ľudí s autizmom, detskou mozgovou obrnou, Downovým syndrómom, poruchami učenia a ostatnými mozgovými disfunkciami.

www.pinfhry.sk



suport@pinfhry.sk
@PinfHry
facebook.com/PinfHry

Pinf Hry

Jedinečné hry,
ktoré pomáhajú
deťom
s mentálnym
postihnutím
a špeciálnymi
vzdelávacími
potrebami



K Hravým listom **odporúčame vyskúšať aj Pinf Hry.**

Pre využitie v domácnosti **na tablete, počítači či inom smart zariadení** si ich môžete **bezplatne stiahnuť na www.pinfhry.sk**

Obtiahni:



A a A a

AUTO
AUTO

Vyznač písmeno A:

MAMA
TAŠKA

BABKA
LAMPKA

RUŽA
BÚDA

Napíš písmeno A:

AAAA

Doplň písmeno A, slovo prečítaj:

TET_A

SRNK_A



BRÁNK_A

_AGÁT

LOPT_A

J_NKO

Obtiahni:



AUTO

.....

Vyznač písmeno A:

M A M A
T A Š K A

B A B K A
L A M P A

R U Ž A
B Ú D A

Napiš písmeno A:

.....

.....

Doplň písmeno A, slovo prečítaj:

T E T _

S R N K _

B R Á N K _


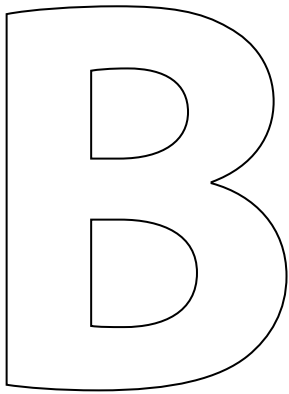
_ G Á T

L O P T _

J _ N K O



Obtiahni:



BUBON



Vyznač písmeno B:

**ROBOT
BANKA**

**ÚBOR
SOB**

**HOLUB
BÁBIKA**

Napíš písmeno B:

.....

.....

Doplň písmeno B, slovo prečítaj:

O _ R U S

Ž A _ A



D U _

_ E T Ó N

_ R U C H O

O _ L A K

Obtiahni:



CITRÓN



Vyznač písmeno C:

**CESTA
OCOT**

**LACO
PALICA**

**TUCET
MATRAC**

Napíš písmeno C:

.....

.....

Doplň písmeno C, slovo přečítaj:

_UKOR

_ESTO

_AP


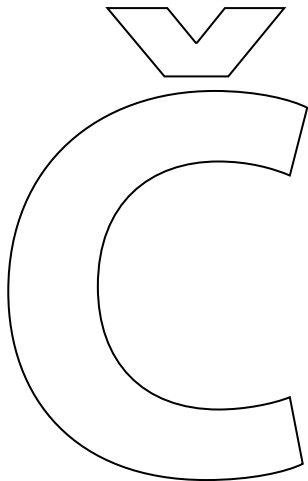
POLI_A

LÍ_E

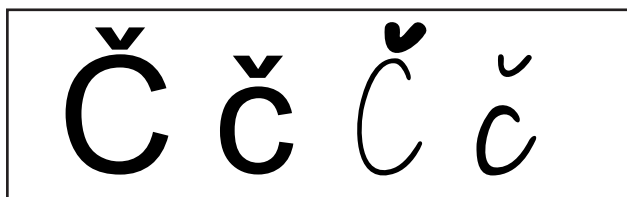
ULI_A



Obtiahni:



ČEREŠŇA



Vyznač písmeno Č:

ČA P I C A	O Č I	H A S I Č
Č U Č O R I E D K A	LE Č O	Č A S O P I S

Napíš písmeno Č:

.....

.....

Doplň písmeno Č, slovo prečítaj:

_ E L O

R E _

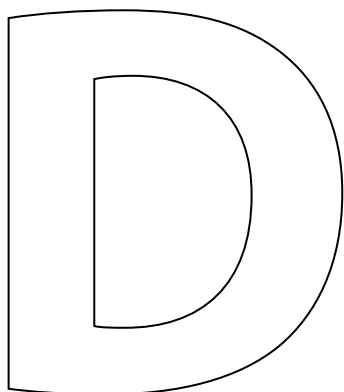
L Ú _

_ L N

Ú _ E S

_ A J N Í K

Obtiahni:



DOM

.....

Vyznač písmeno D:

DUBÁK
ODRAZ

DOSKA
BÚDA

VODA
ODRODA

Napiš písmeno D:

.....

.....

Doplň písmeno D, slovo prečítaj:

O _ PA _

_ Á MA

N Á _ O BA



_ RE VO

RA _ O Š Ť

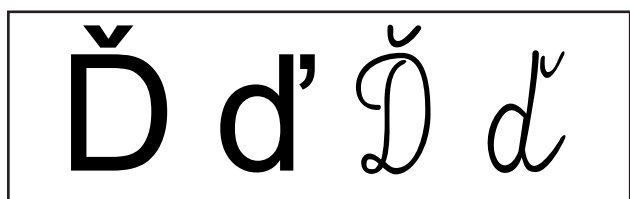
HO _ I NA



Obtiahni:



ĎATEĽ



Vyznač písmeno Ď:

**ĎALEKOHĽAD REĎKOVKA DÁŽĎ
MLÁĎA MEĎ ODPOVEĎ**

Napíš písmeno Ď:

.....

.....

Doplň písmeno Ď, slovo prečítaj:

MEDVE_

PAPRA_

HNE_

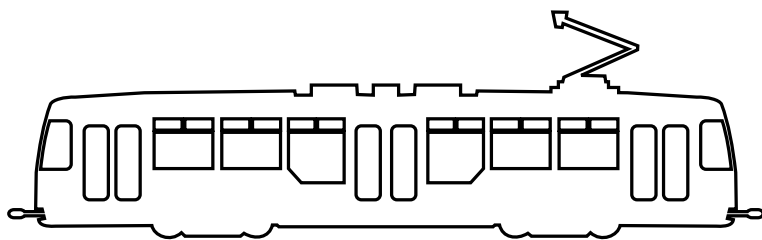
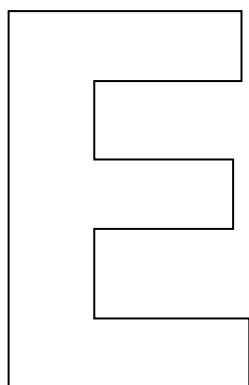
_ALEJ

LO_

V_AKA



Obtiahni:



ELEKTRIČKA

.....

Vyznač písmeno E:

**PERO
KVET**

**EGREŠ
LEKVÁR**

**DREVO
GENERÁL**

Napíš písmeno E:

.....

.....

Doplň písmeno E, slovo prečítaj:

R _ PA

SV _ TLO

KV _ T


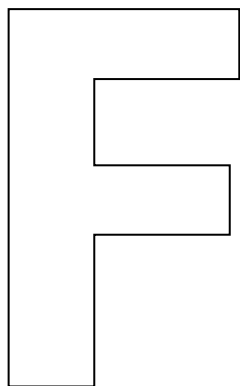
P _ S

L _ S

_ L _ NA



Obtiahni:



FLAŠA

.....

Vyznač písmeno F:

FUJARA
FANFÁRA

GRÓF
TRAFIKA

TELEFÓN
CIFRA

Napiš písmeno F:

.....

.....

Doplň písmeno F, slovo prečítaj:

_ARMA

VÝ_UK

_ARBA



_ÚZY

GOL_

ŠO_ÉR



Obtiahni:



GITARA

.....

Vyznač písmeno G:

GULÁŠ VEGETA GRAMOFÓN
AUGUST REGÁL GALÉRIA

Napiš písmeno G:

.....

.....

Doplň písmeno G, slovo přečítaj:

_ÓL

TI_ER

FI_A


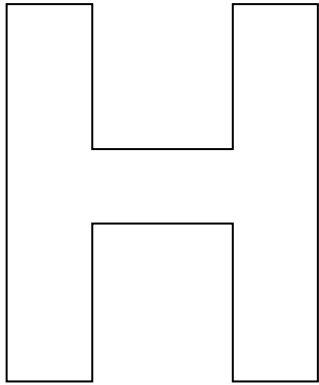
_RIL

_UĽA

_AUČ



Obtiahni:



HVIEZDA

.....

Vyznač písmeno H:

**ROHY
LEHÁTKO**

**VÝŤAH
HOSTĚ**

**ÚHOR
VÝHLAD**

Napíš písmeno H:

.....

.....

Doplň písmeno H, slovo přečítaj:

_ ASIČ

_ ORA

TE _ LA

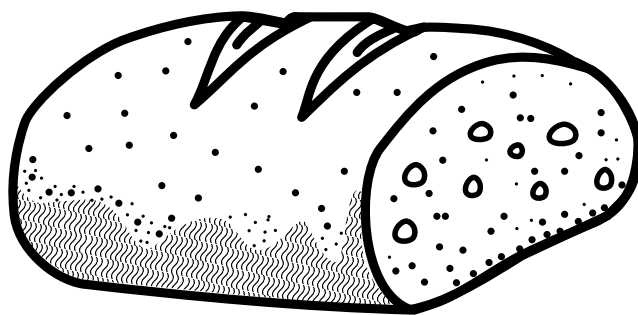
U _ OL

KO _ ÚT

_ ODINY

Obtiahni:

Ch



Ch ch Ch ch

CHLIEB

Vyznač písmeno CH:

**ZLODUCH
HRACH**

**CHOBOT
ŽENÍCH**

**CHODNÍK
VARECHA**

Napíš písmeno CH:

.....

.....

Doplň písmeno CH, slovo prečítaj:

VÝ__OD

BL__A

SMIE__

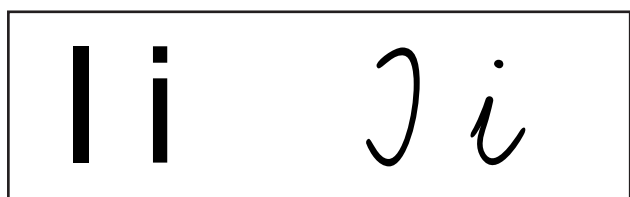

U__O

__LAP

VR__



Obtiahni:



IHLA

Vyznač písmeno I:

ISKRA
ČAPICA

SLIMÁK
HODINY

IMELO
KRIŠTÁL

Napíš písmeno I:

.....

.....

Doplň písmeno I, slovo prečítaj:

PAL_CA

L_ST

S_VÁ



L_PA

M_SA


KN_HA



Obtiahni:



JABLKO



Vyznač písmeno J:

H Á J
J A H O D A

K R A J
M A J Á K

N Á J A Z D
Z A J A C

Napíš písmeno J:

.....

.....

Doplň písmeno J, slovo prečítaj:

R A _

_ O G U R T

_ A R O K



U _ O

_ E Ž K O

_ A N U Á R



Obtiahni:



KĽÚČ

.....

Vyznač písmeno K:

**RUKA
KOMINÁR**

**UTERÁK
KOMÁR**

**TEKVICA
KOHÚT**

Napíš písmeno K:

.....

.....

Doplň písmeno K, slovo prečítaj:

_ART_A

_LADIVO

DOS_A

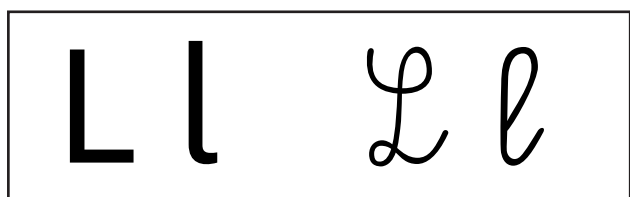
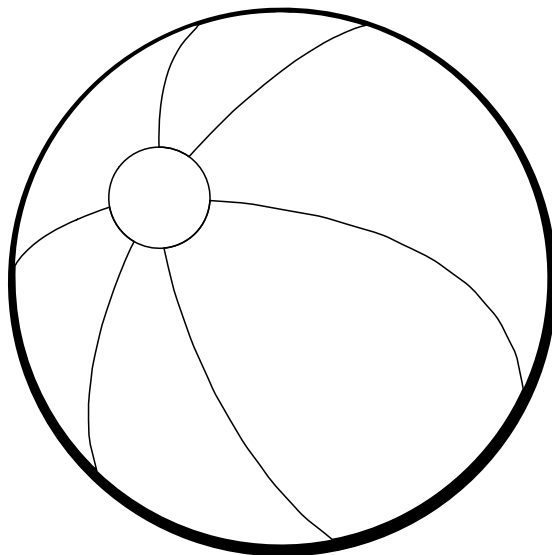

LA_

RA_ETA

_AČ_A



Obtiahni:



LOPTA

.....

Vyznač písmeno L:

L A M P A
L Ú K A

S T Ô L
M A L I N A

V O L A N T
L A K E Ť

Napíš písmeno L:

.....

.....

Doplň písmeno L, slovo prečítaj:

_ Í C E

_ A C O

S _ O N

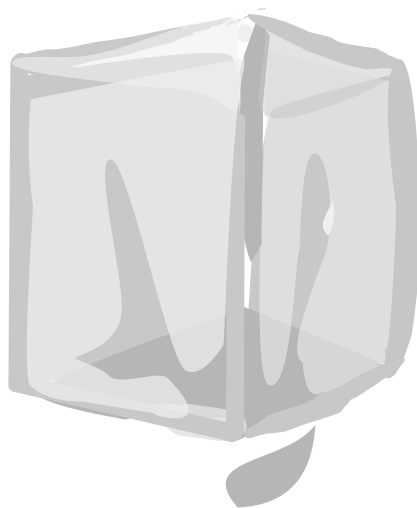
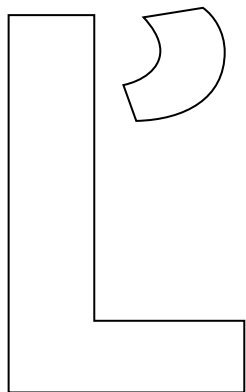
V Í _ A

H O _ U B


_ Ú Č



Obtiahni:



ĽAD



Vyznač písmeno Ľ:

PODBEĽ

FĽAŠA

ĽUDIA

VÝHĽAD

DŽUNGĽA

ĽALIA

Napíš písmeno Ľ:

.....

.....

Doplň písmeno Ľ, slovo prečítaj:

GU_A

DIA_KA

H_ADAŤ



F_AK

FAK_A

POH_AD



Obtiahni:



MOTÝĽ

.....

Vyznač písmeno M:

M A M A
M A L I N A

L A M A
L E M U R

R Á M
D Á M A

Napíš písmeno M:

.....

.....

Doplň písmeno M, slovo prečítaj:

S A _ K O

S _ O L A

H R O _

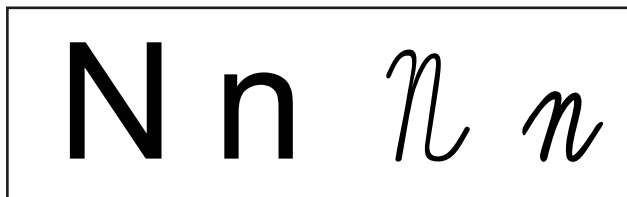

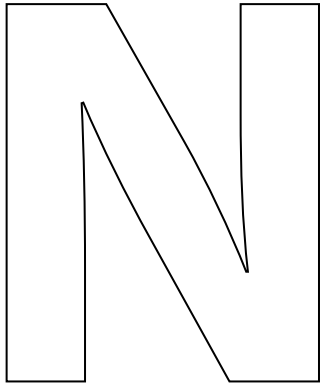
_ A K

_ A S L O

_ E T E R



Obtiahni:



NOHAVICE

Vyznač písmeno N:

**ŽENÍCH
VÁNOK**

**NÁPAD
NÁNOS**

**VÍNO
MALINA**

Napíš písmeno N:

.....

.....

Doplň písmeno N, slovo prečítaj:

_ O C

_ O S


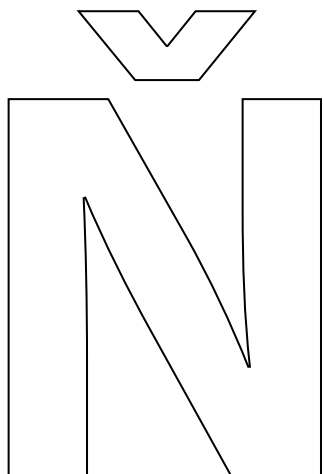
R Á _ O

M E _ O

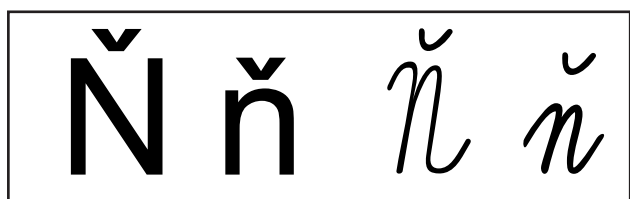
S _ E H

_ E D E Ľ A

Obtiahni:



ŇUFÁK



Vyznač písmeno Ň:

**REMEŇ
DYŇA**

**DIELŇA
ZELEŇ**

**VÔŇA
OKÁŇ**

Napíš písmeno Ň:

.....

.....

Doplň písmeno Ň, slovo prečítaj:

DLA_

DE_

TIE_


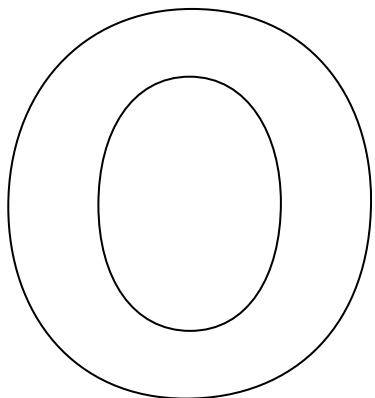
VA_A

SUK_A

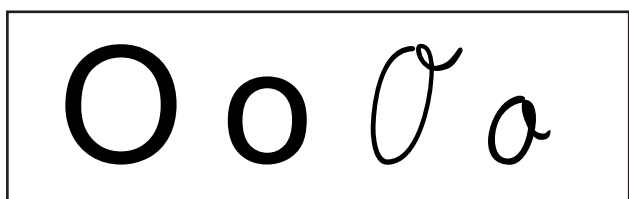
VOZE_



Obtiahni:



OPICA



Vyznač písmeno O:

OKNO

OPERADLO

DOM

NORA

POTOK

KLADIVO

Napíš písmeno O:

.....

.....

Doplň písmeno O, slovo prečítaj:

R _ K

AUT _

S _ K _ L

R _ HY

T _ P _ Ľ

_ K _ L _



Obtiahni:

P



PES



Vyznač písmeno P:

**PEC
POSTEL'**

**SPONKA
KOPEC**

**REPA
OPRAVÁR**

Napiš písmeno P:

.....

.....

Doplň písmeno P, slovo prečítaj:

L A M _ A

S O _ K A

_ O L I C A



_ Á S K A

L U _ A

C H A L U _ A



Obtiahni:



RYBA

R r *R r*

Vyznač písmeno R:

**PÁROK
ROHOŽA**

**NÁROD
SRNKA**

**GENERÁL
KRIŠTÁL'**

Napíš písmeno R:

.....

.....

Doplň písmeno R, slovo prečítaj:

_ A K

S E S T _ A



C H _ O B Á K

B _ A T

K _ A B

_ O K

Obtiahni:



SLIMÁK



Vyznač písmeno S:

**LES
MOST**

**SOVA
SMIECH**

**MASLO
SANE**

Napíš písmeno S:

.....

.....

Doplň písmeno S, slovo prečítaj:

CE_TA

_OKOL

KO_A

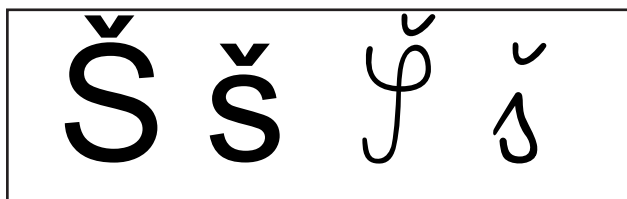
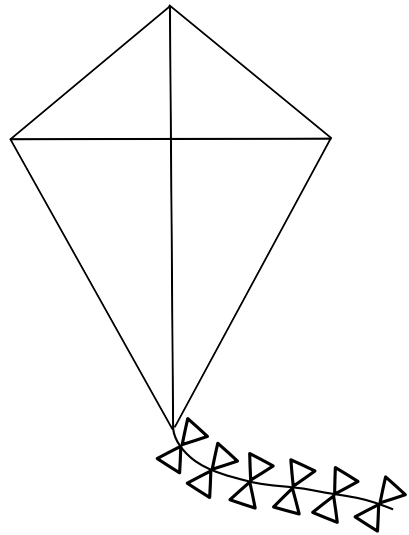

_UKŇA

_MOLA

LI_T



Obtiahni:



ŠARKAN

Vyznač písmeno Š:

MAŠĽA
FLAŠA

VÝŠIVKA
ČAŠA

KOŠEĽA
ČEREŠŇA

Napíš písmeno Š:

.....

.....

Doplň písmeno Š, slovo prečítaj:

_ÁĽ

_IMON


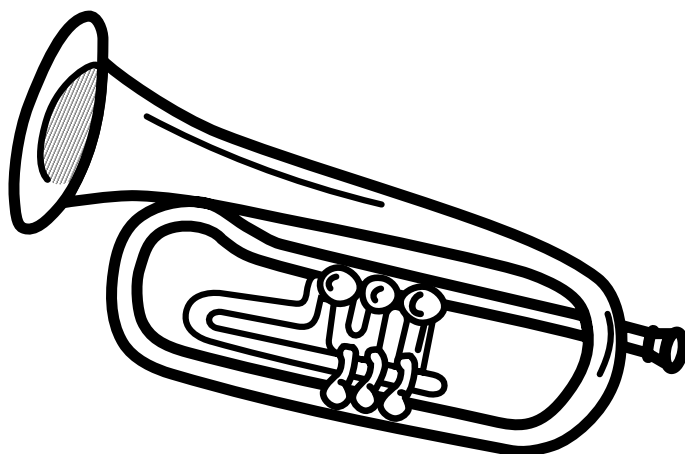
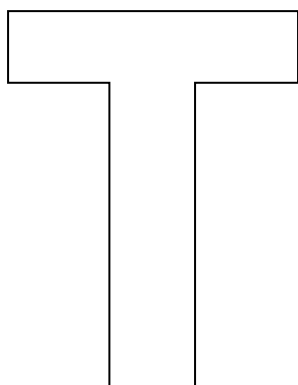
_OFÉR

U_I

_ĽAHAČKA

RU_EŇ

Obtiahni:



TRÚBKA

.....

Vyznač písmeno T:

**STROM
TEKVICA**

**VIETOR
TRAKTOR**

**LIST
CESTO**

Napíš písmeno T:

.....

.....

Doplň písmeno T, slovo prečítaj:

S _ RECHA

MOS _

_ OR _ A



_ OPÁNKA

VES _ A


LOP _ A



Obtiahni:



ŽAVA



Vyznač písmeno Ž:

M A S Ž
D E S A Ž

P Ä S Ž
Z A Ž A Ž

V Í Ž A Z
V Ý Ž A H

Napiš písmeno Ž:

.....

.....

Doplň písmeno Ž, slovo prečítaj:

D R _

Š I _

Š _ A V A

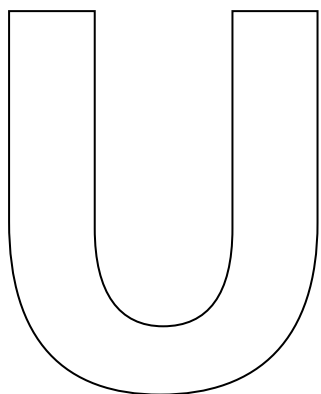
V L A S _

_ A H A Č

Š _ A S T I E



Obtiahni:



UCHO



Vyznač písmeno U:

**U L I C A
R U C H**

**C E R U Z K A
C U K R Í K**

**M A M U T
T U N E L**

Napíš písmeno U:

.....

.....

Doplň písmeno U, slovo prečítaj:

C _ K O R

A _ T O

_ J O


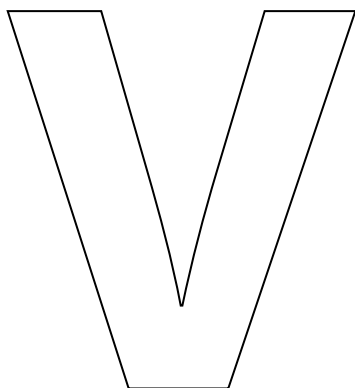
S _ D

T _ L Á K

R _ K A



Obtiahni:



VAJCE

.....

Vyznač písmeno V:

ROVINA VTÁČIK TOVÁREŇ
OVOCIE VEVERICA KOVÁČ

Napíš písmeno V:

.....

.....

Doplň písmeno V, slovo prečítaj:

_ L A K

_ O D A

O _ O S



S O _ A

S E _ E R

P Á _



Obtiahni:



ZEBRA



Vyznač písmeno Z:

**ROZUM
HĽUZA**

**VÁZA
OBRAZ**

**DÓZA
ZÁVES**

Napíš písmeno Z:

.....

.....

Doplň písmeno Z, slovo prečítaj:

_ U B

_ V E R



_ E L E Ň

V O _

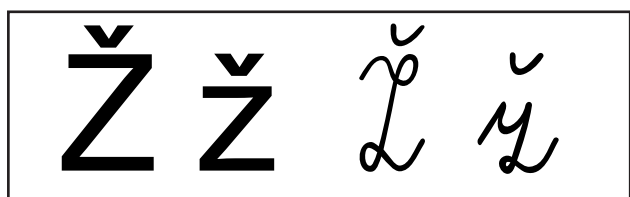
N Á _ O V

_ A J A C

Obtiahni:



ŽIRAFA



Vyznač písmeno Ž:

ROŽOK ŽENA KNIŽKA
ŽOBRÁK ŽUVAČKA RUŽA

Napíš písmeno Ž:

.....

.....

Doplň písmeno Ž, slovo prečítaj:

_ A B A

V E _ A

N Á D R _




_ I T O

_ U P A N

L Y _ E



Ukázkové vypracovanie pracovného listu z časti **Abeceda - obrázky**





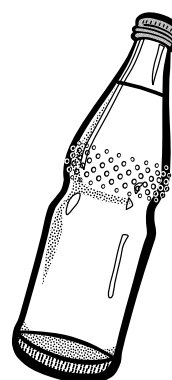



.....

.....

.....

.....

Dieťa tiež môže obťahnuť písmeno A, vyfarbiť ho, vyfarbiť obrázky, ktoré začínajú na A alebo ich len zakrúžkovať. Do riadkov si môže precvičiť písanie písmena tlačným alebo písaným písmom, prípadne písať celé slová.





.....

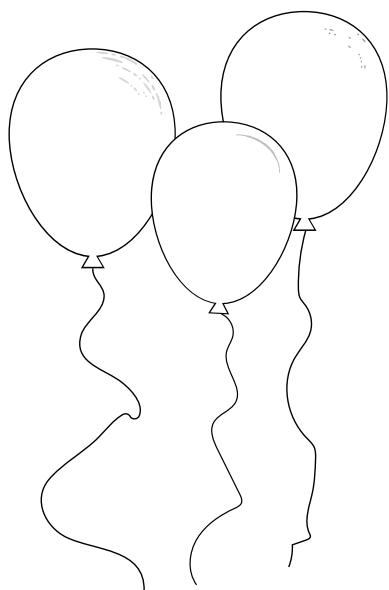
.....

.....

.....



B









.....

.....

.....

.....


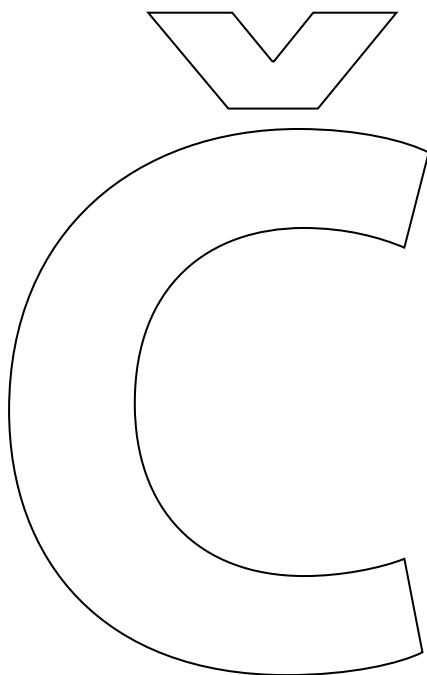
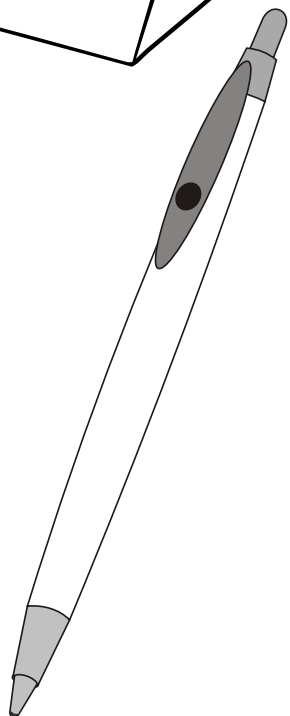




.....

.....

.....

.....


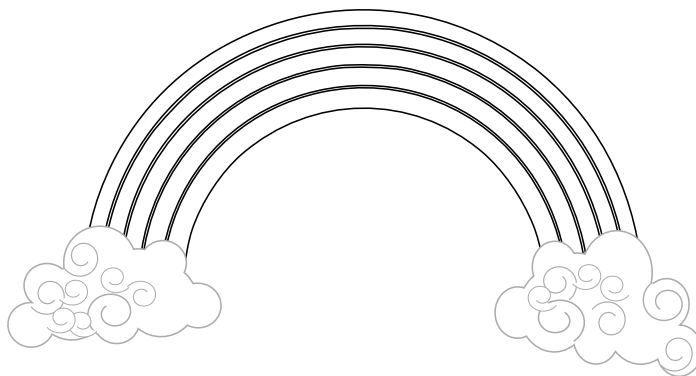
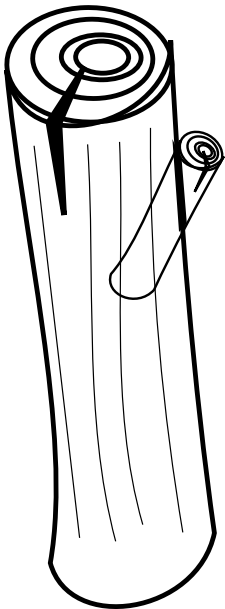

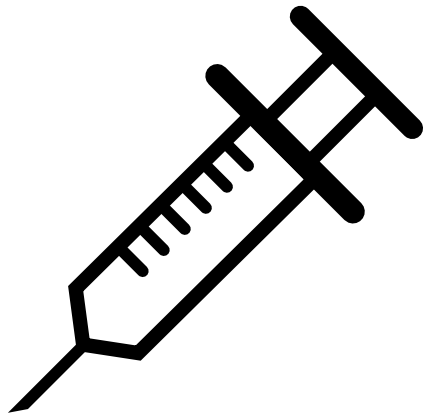



.....

.....

.....

.....

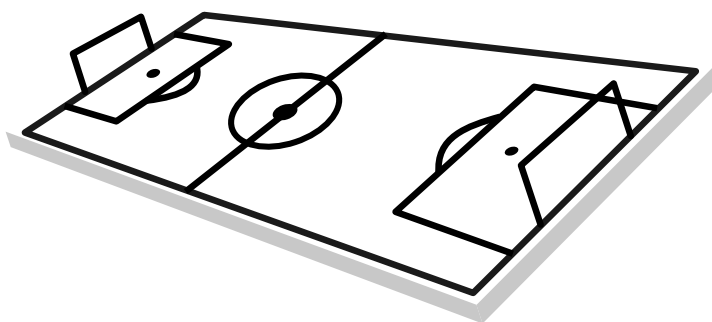

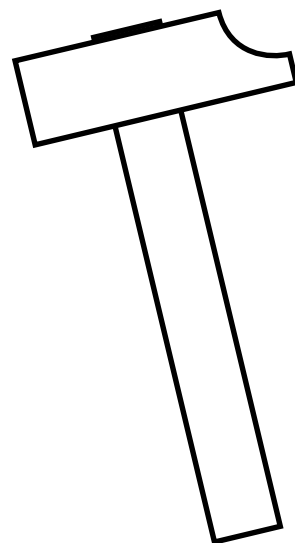
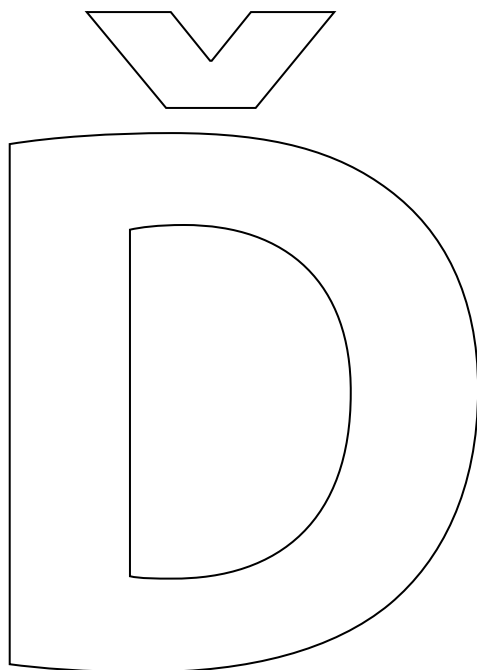
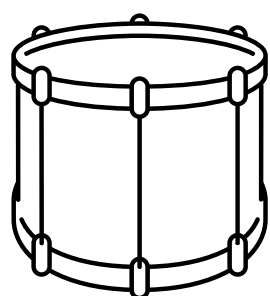




.....

.....

.....

.....


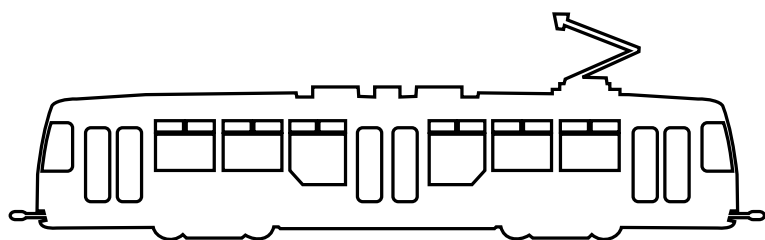

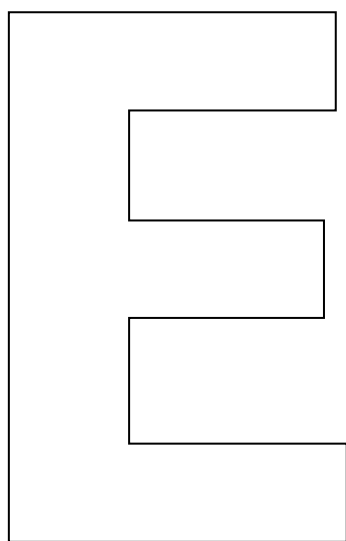
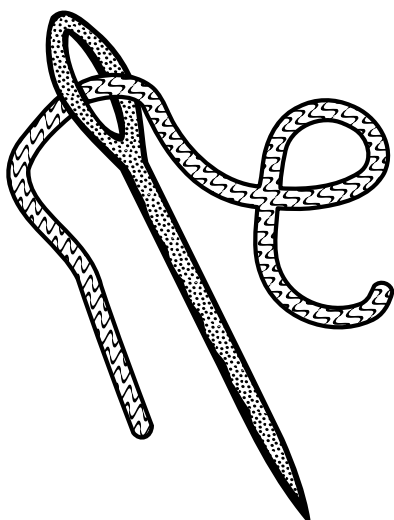
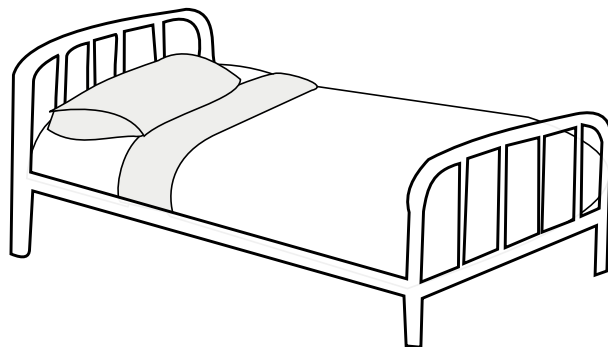



.....

.....

.....

.....

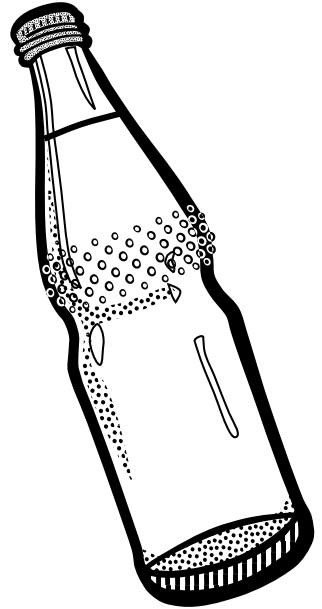
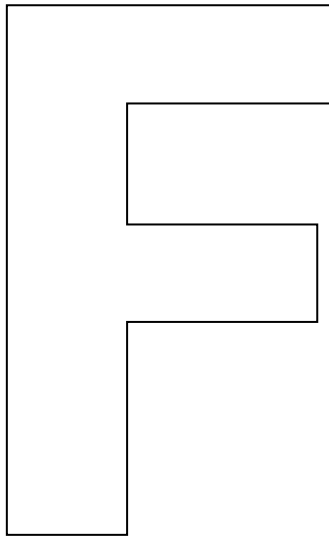



.....

.....

.....

.....







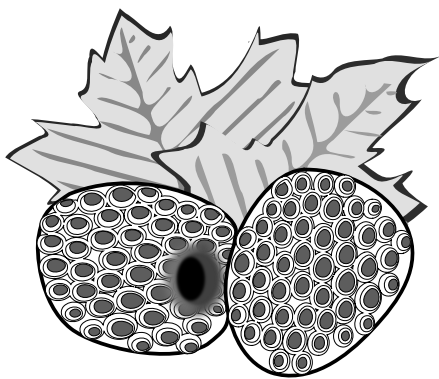


.....

.....

.....

.....


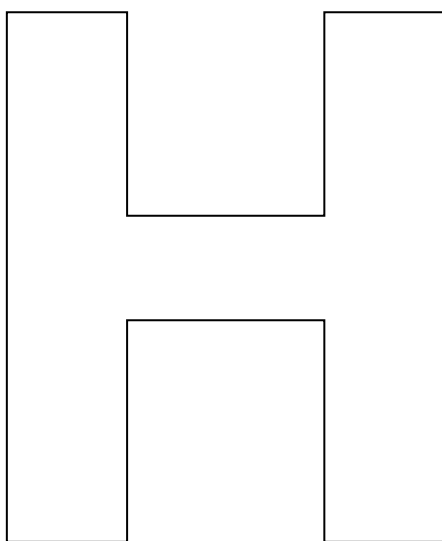
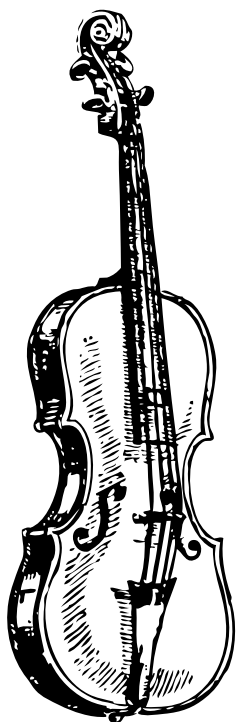




.....

.....

.....

.....


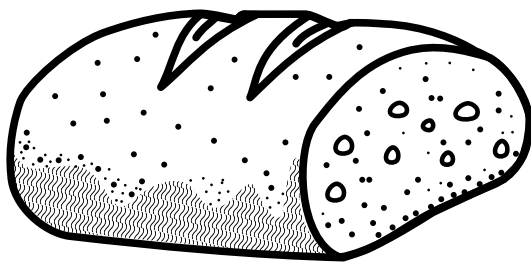



.....


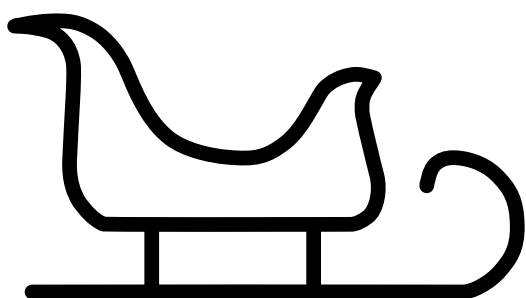
.....

.....





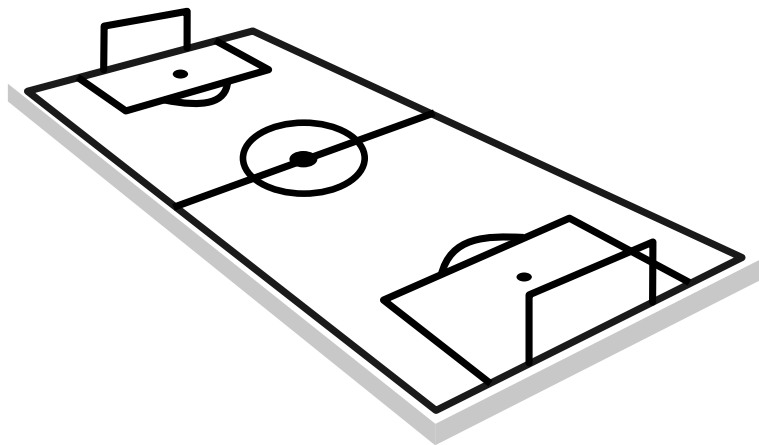
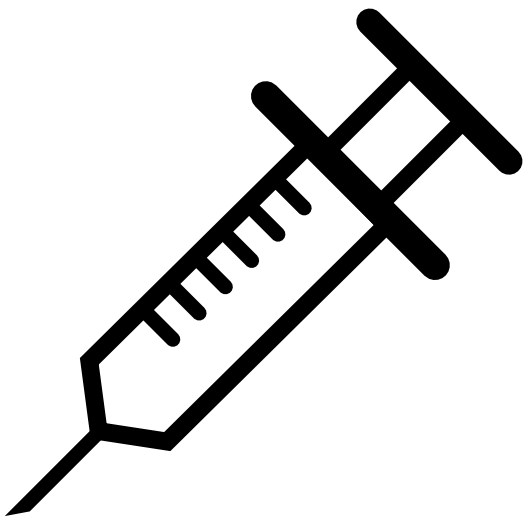
.....



ck



Four horizontal dotted lines for handwriting practice.








.....

.....

.....

.....




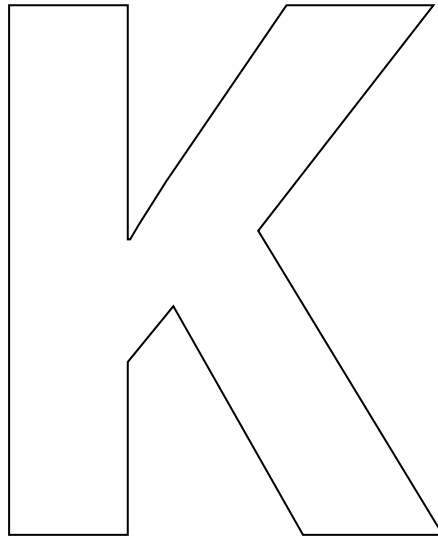

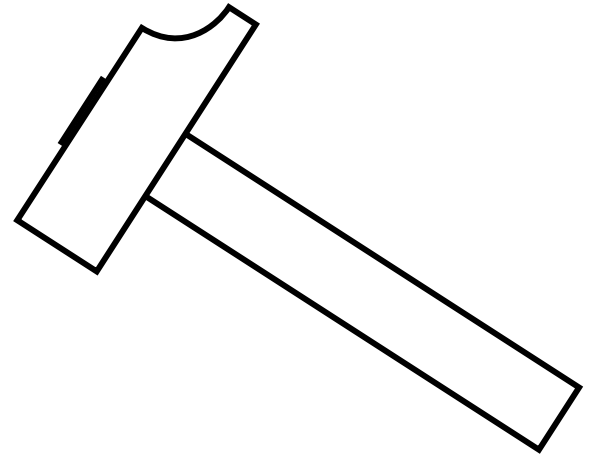



.....

.....

.....

.....


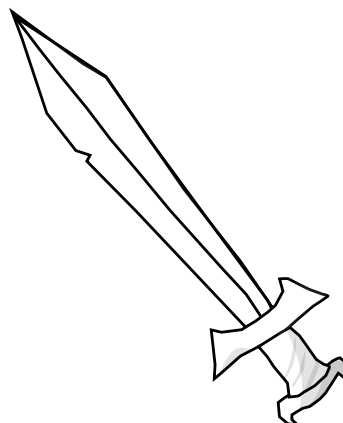

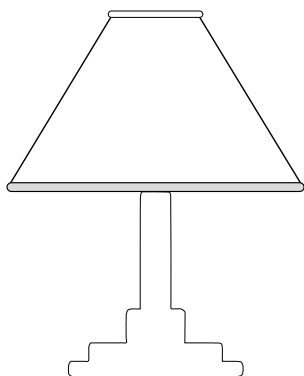

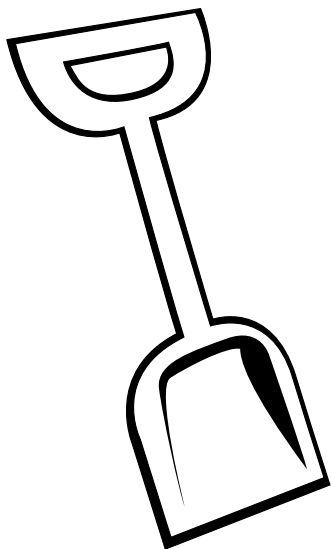


.....

.....

.....

.....

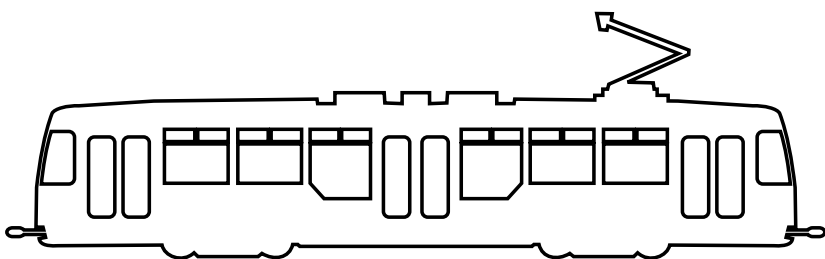
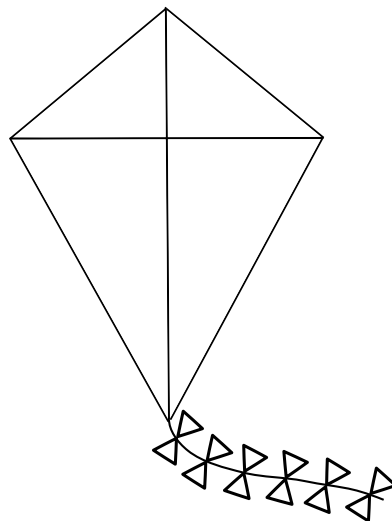
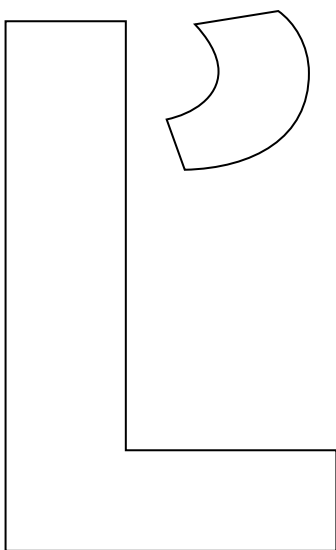
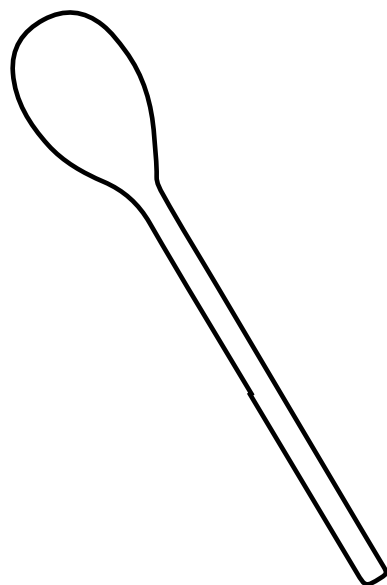




.....

.....

.....

.....

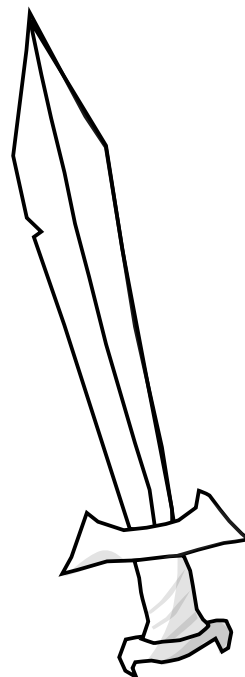




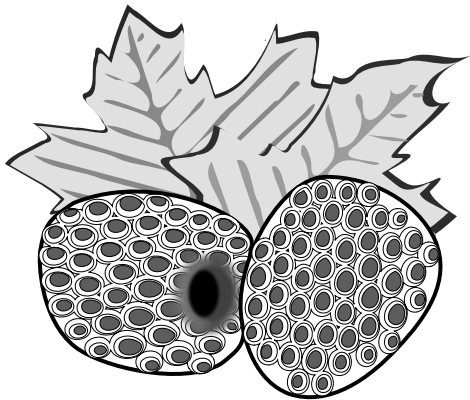


.....

.....

.....

.....




.....

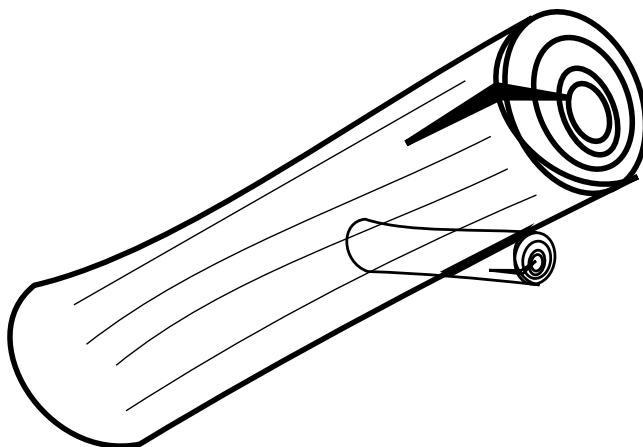

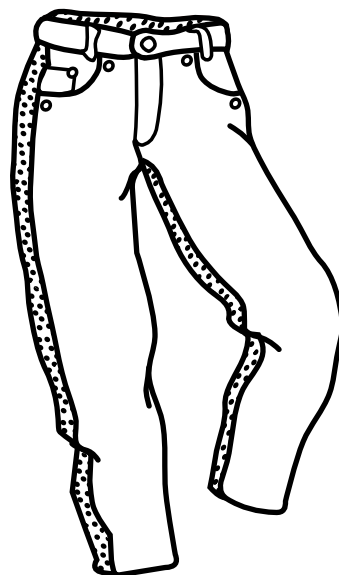
.....

.....

.....



N



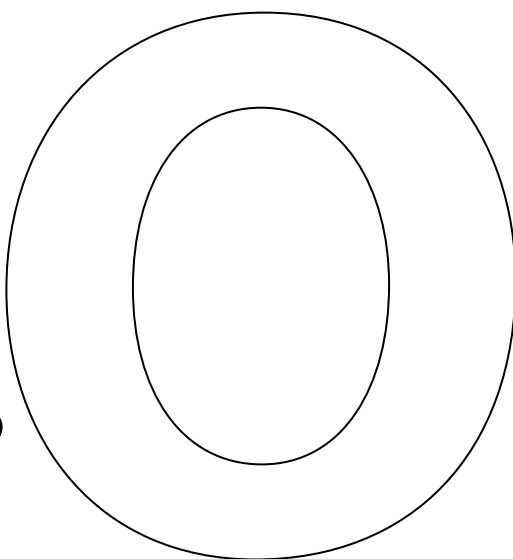

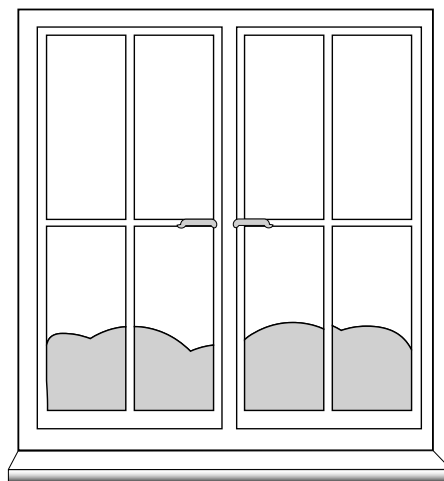



.....

.....

.....

.....

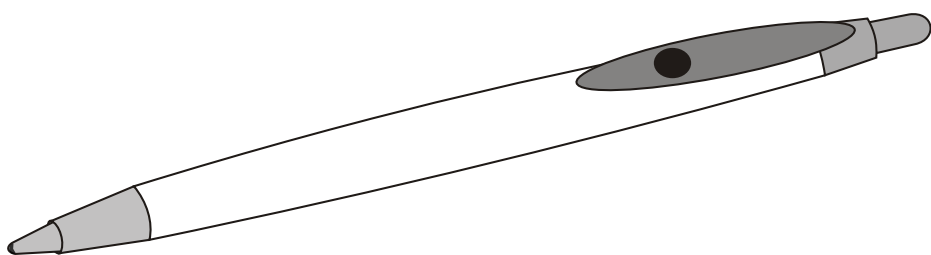
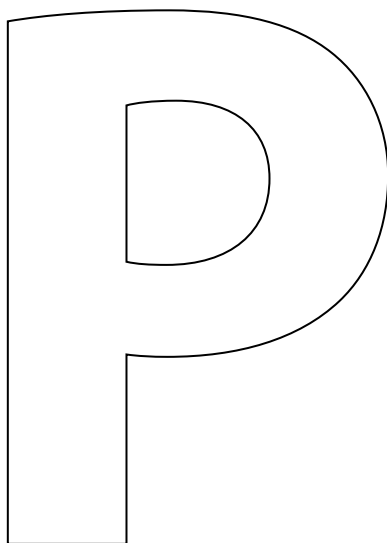
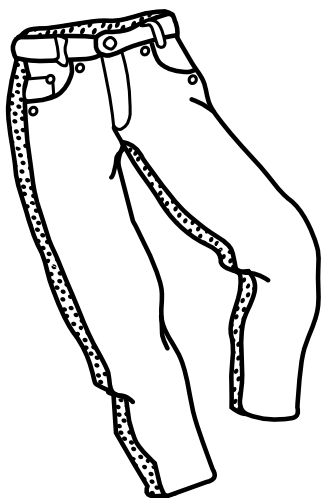
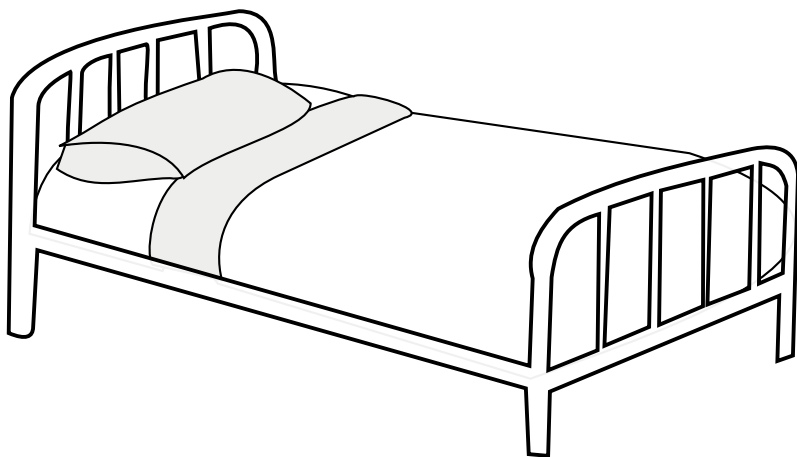



.....

.....

.....

.....

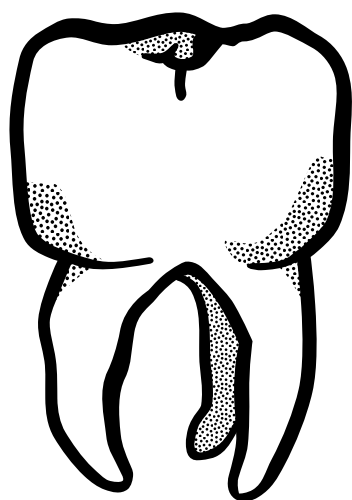




.....




.....

.....

.....



R


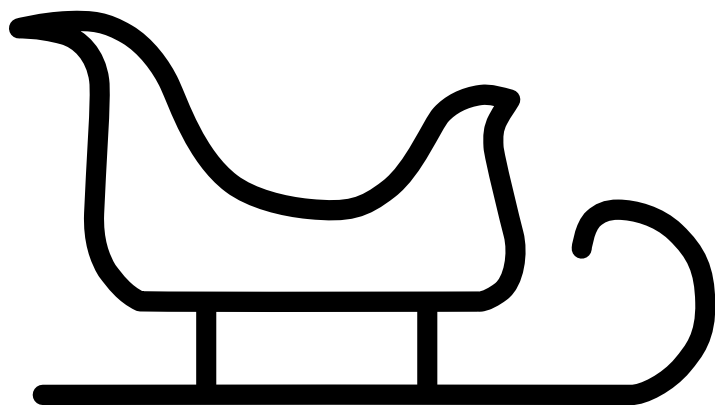






.....

.....

.....

.....

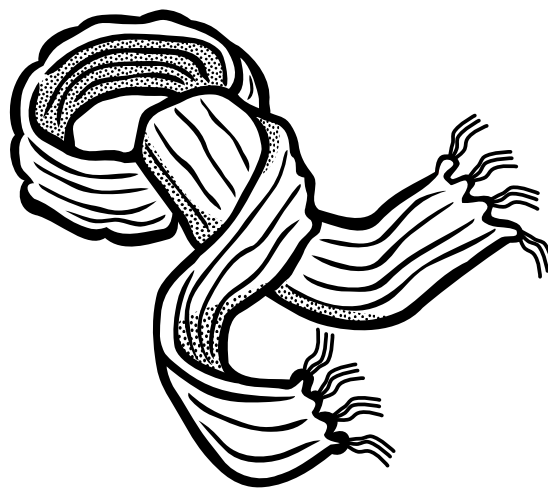
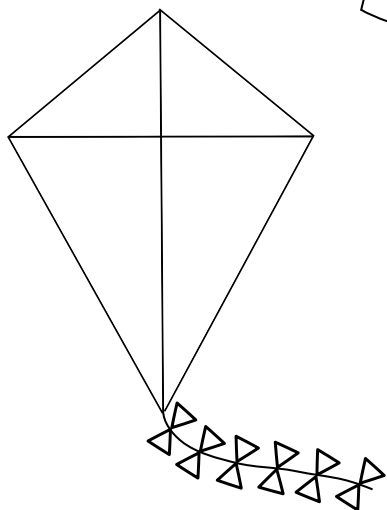




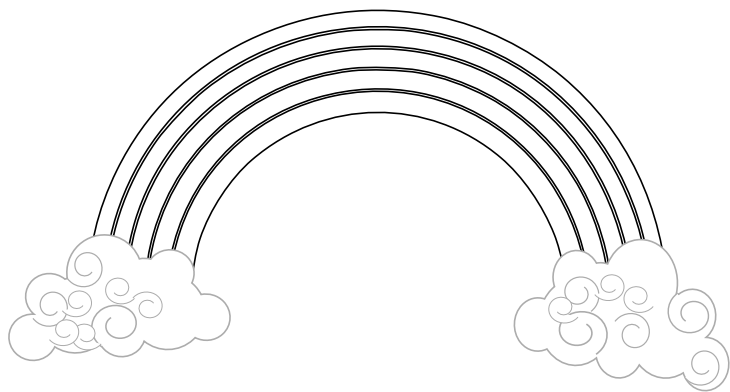


.....



.....

.....

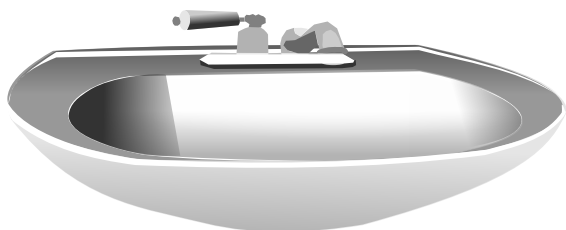

.....



Four horizontal dotted lines for handwriting practice.



T




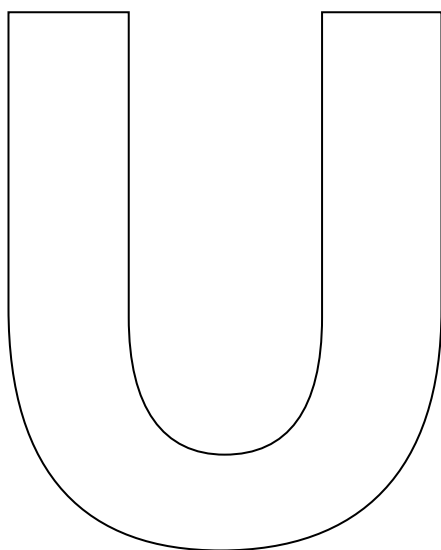
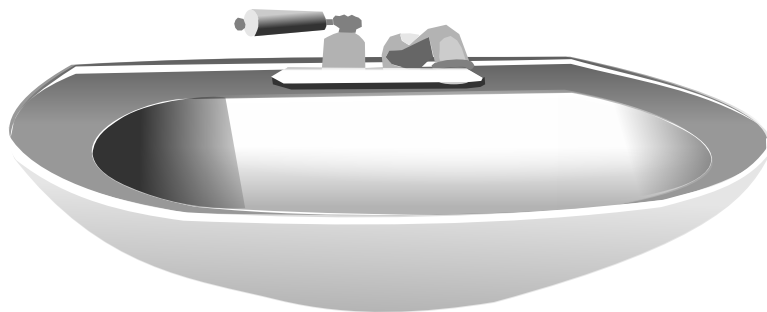
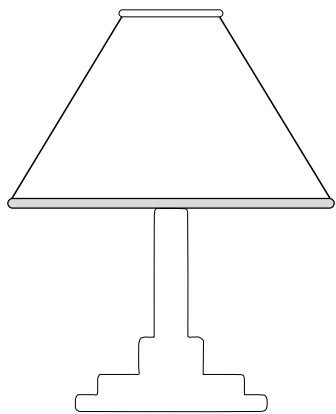


.....

.....

.....

.....



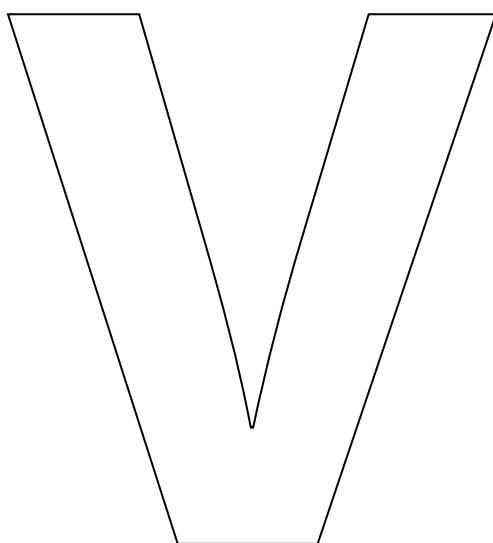
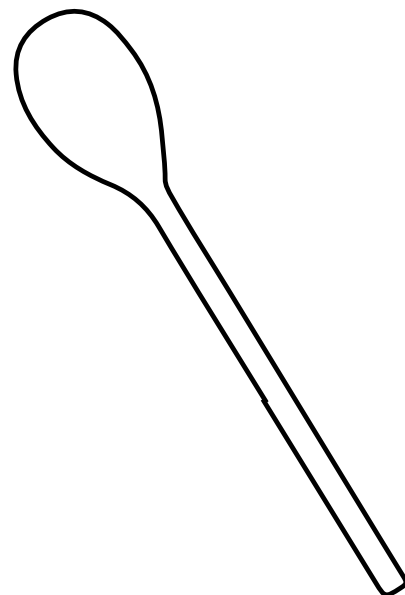
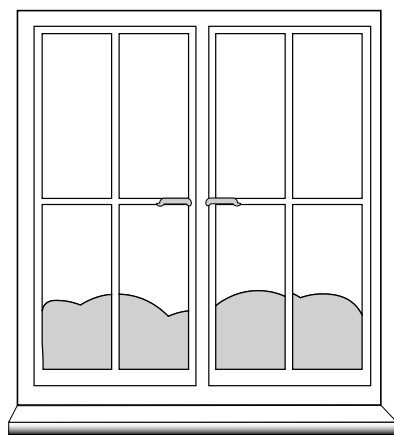



.....

.....

.....

.....





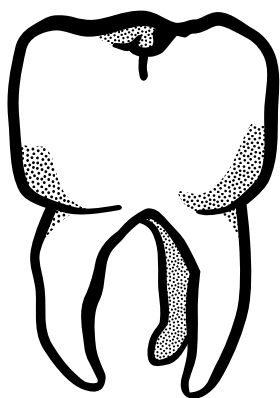

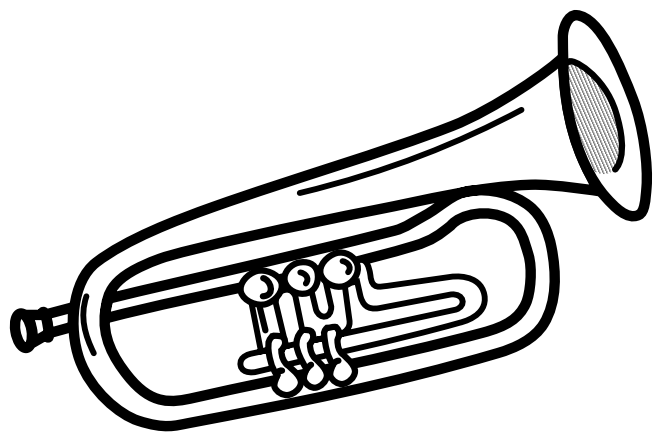


.....

.....

.....

.....





.....




.....

.....

.....



V
Z



.....

.....


.....

.....

Obtiahni:



ŠTYRI



Mám štyri jabĺčka.

Napíš číslicu 4:

4 4 4


Dokresli alebo prečiarkni, aby v každom riadku boli 4 jablká.




Dieťa tiež môže obtiahnuť číslo, vyfarbiť ho, vyfarbiť obrázky. Do riadkov si môže precvičiť písanie čísla.

V úlohe s dokreslením alebo prečiarknutím môže namiesto prečiarknutia jablčko prelepiť kúskom papiera či nepriehľadnej pásky.

Obtiahni:



NULA




Nemám žiadne jabĺčka.

Napíš číslicu 0:

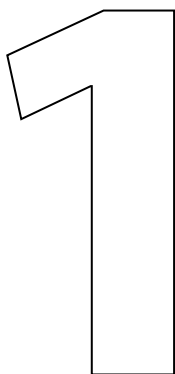
.....

.....


Dokresli alebo prečiarkni, aby v každom riadku bolo 0 jabĺk.



Obtiahni:



JEDEN








Mám jedno jablčko.

Napíš číslicu 1:

.....


.....

Dokresli alebo prečiarkni, aby v každom riadku bolo 1 jablko.


		
		



Obtiahni:



DVA




Mám dve jabĺčka.

Napíš číslicu 2:

.....

.....


Dokresli alebo prečiarkni, aby v každom riadku boli 2 jablká.



Obtiahni:



TRI






Mám tri jabĺčka.

Napíš číslicu 3:

.....


.....

Dokresli alebo prečiarkni, aby v každom riadku boli 3 jablká.


		
		



Obtiahni:



ŠTYRI




Mám štyri jabĺčka.

Napíš číslicu 4:

.....

.....


Dokresli alebo prečiarkni, aby v každom riadku boli 4 jablká.



Obtiahni:



PÄŤ




Mám päť jabĺčok.

Napíš číslicu 5:


.....

.....


Dokresli alebo prečiarkni, aby v každom riadku bolo 5 jabĺk.



Obtiahni:



ŠEŠŤ




Mám šesť jabĺčok.

Napíš číslicu 6:


.....

.....


Dokresli alebo prečiarkni, aby v každom riadku bolo 6 jabĺk.



Obtiahni:



SEDEM




Mám sedem jabĺčok.

Napíš číslicu 7:


.....

.....


Dokresli alebo prečiarkni, aby v každom riadku bolo 7 jabĺk.



Obtiahni:



OSEM




Mám osem jabĺčok.

Napíš číslicu 8:


.....

.....


Dokresli alebo prečiarkni, aby v každom riadku bolo 8 jabĺk.



Obtiahni:



DEVÄŤ




Mám deväť jabĺčok.


Napíš číslicu 9:

.....

.....

Dokresli alebo prečiarkni, aby v každom riadku bolo 9 jabĺk.






Vyrobte si ručičkové hodiny:

Vystrihnite ciferník a ručičky.

Pripináčikom ich pripnite k ciferníku.

Najlepšie bude, ak túto stránku vytlačíte na výkres alebo vytlačený papier podlepíte tvrdým papierom.





© Copyright 2019 **Pinf Hry o.z.**
Všetky práva vyhradené.

1. verzia
www.hrauelisty.sk